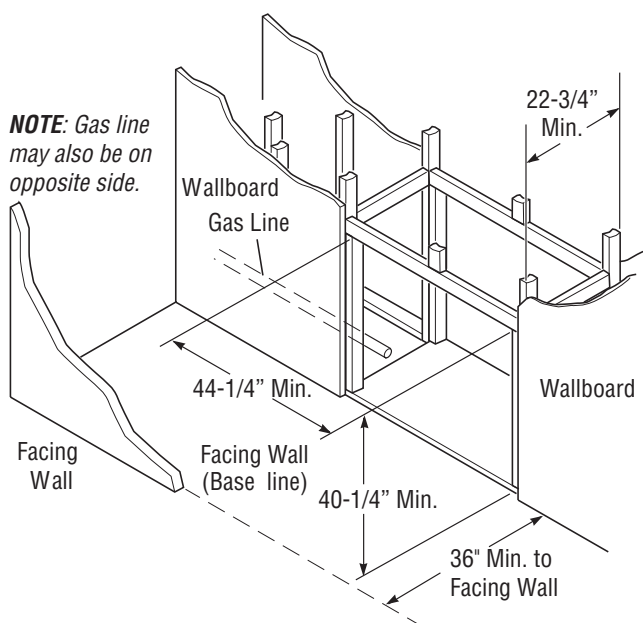


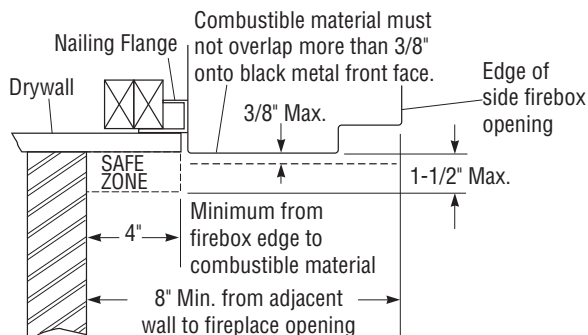
# VRT43ST AND VCT43ST SERIES

## VENT-FREE UNIVERSAL SEE-THROUGH FIREBOXES

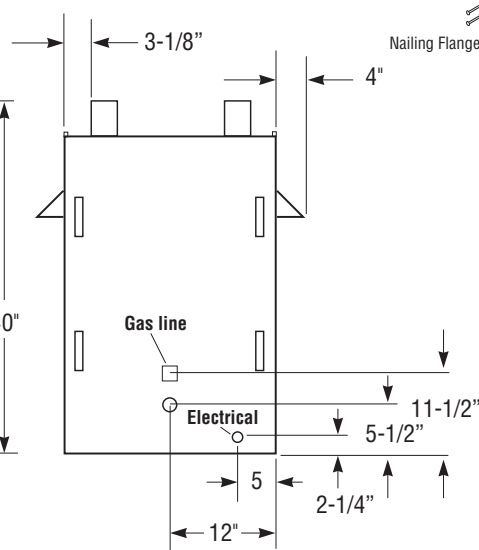
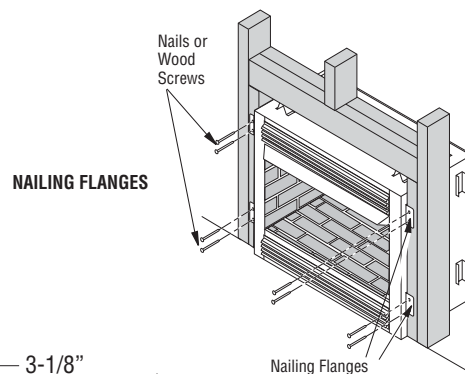
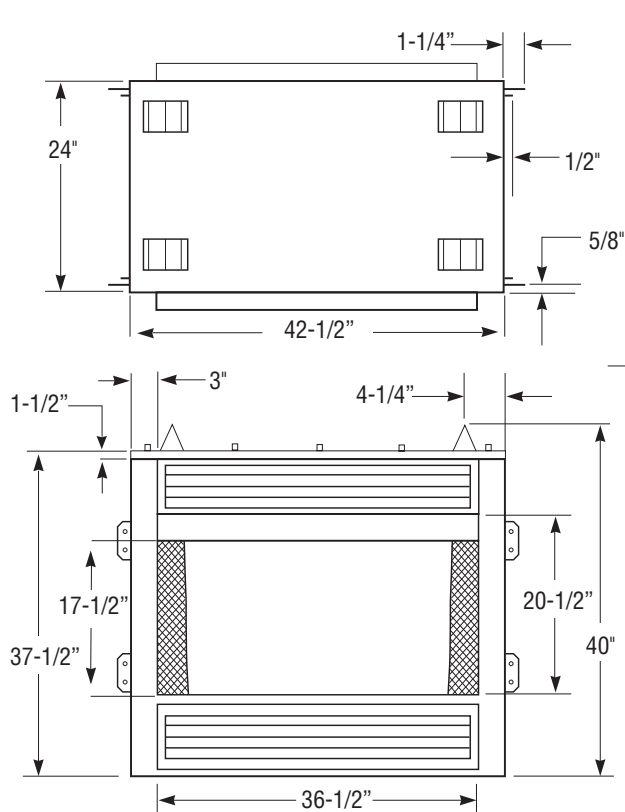
Framing Dimensions



### Framing for Built-In Firebox Installation, Top View



Fireplace Dimensions



Diagrams, illustrations and photographs are not to scale. Consult installation instructions. Product designs, materials, dimensions, specifications, colors, and prices are subject to change or discontinuance without notice.

NOTE: DIAGRAMS & ILLUSTRATIONS ARE NOT TO SCALE.

# VRT43ST AND VCT43ST SERIES

Product Information

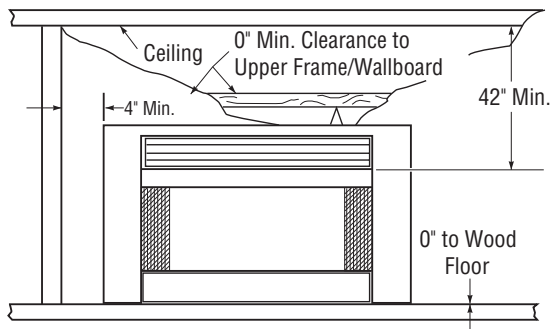
Cat. No.	Model	Description	Ship. Weight	Shipping Volume
F0283	VRT43STWS	Flush Faced	146 lb.s	26.7 Cu. Ft.
F0284	VCT43STWS	Louvered	146 lb.s	26.7 Cu. Ft.

Listing Information



Report No. F09-130

These appliances comply with National Safety Standards and are listed by PFS Corporation to ANSI Z21.91 Ventless Firebox Enclosures for Gas-Fired Unvented Decorative Room Heaters and is approved for use with appliances listed to ANSI Z21.11.2 decorative type unvented room heaters.

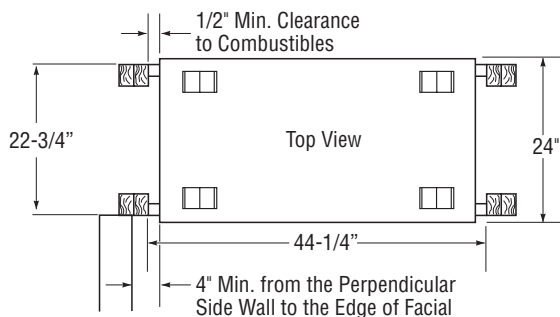


## INSTALLATION CLEARANCES

**CAUTION:** Use only the clearances specified in Installation and Operation manual or on the firebox rating plate.

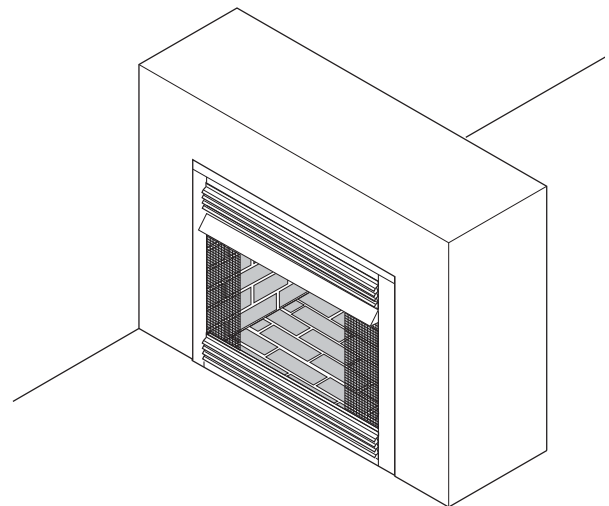
Minimum clearances to combustibles are:	
Sides of outer casing	0" min.
Drywall to sides and top of front face	0" min.
Ceiling to opening	42" min.
Floor	0" min.
<b>CAUTION: Do not install the firebox directly on carpet or vinyl.</b>	
Perpendicular walls, Right and Left	4" min.
Distance to Facing Walls	36" min.

Clearances



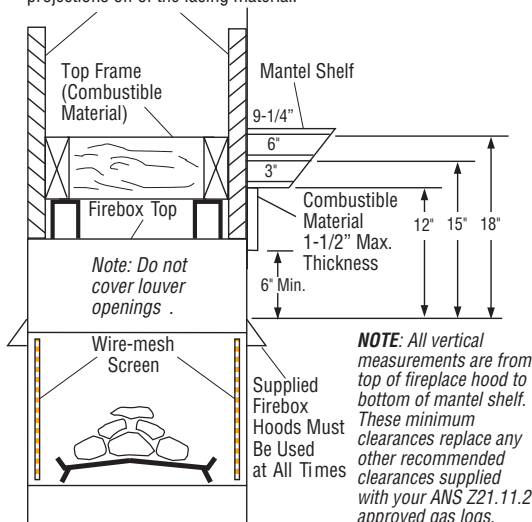
## PROJECTED INSTALLATION

Projected installations can extend any distance into the room. A projection may be ideal as a partition between two otherwise common areas when added to an existing, finished wall.



## Minimum Mantel Clearances

Wall board or facing material (above firebox) may be of combustible material, including decorative mantel ornaments or other similar projections off of the facing material.



**NOTE:** All vertical measurements are from top of fireplace hood to bottom of mantel shelf. These minimum clearances replace any other recommended clearances supplied with your ANSI Z21.11.2 approved gas logs.