

MPDP35/40

Appliance Specifications

MERIT Plus
SERIES

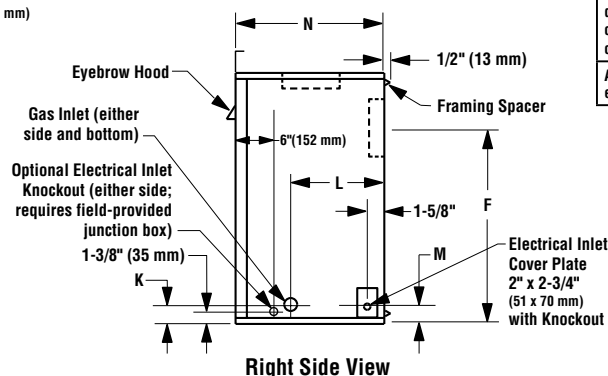
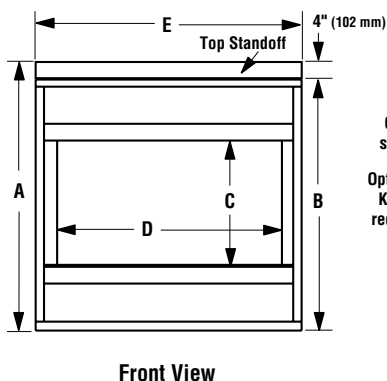
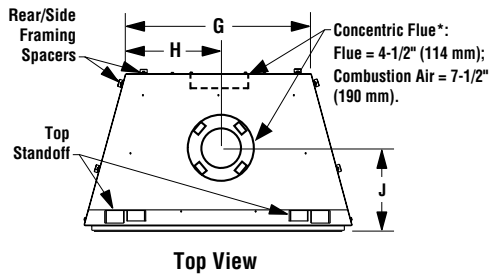
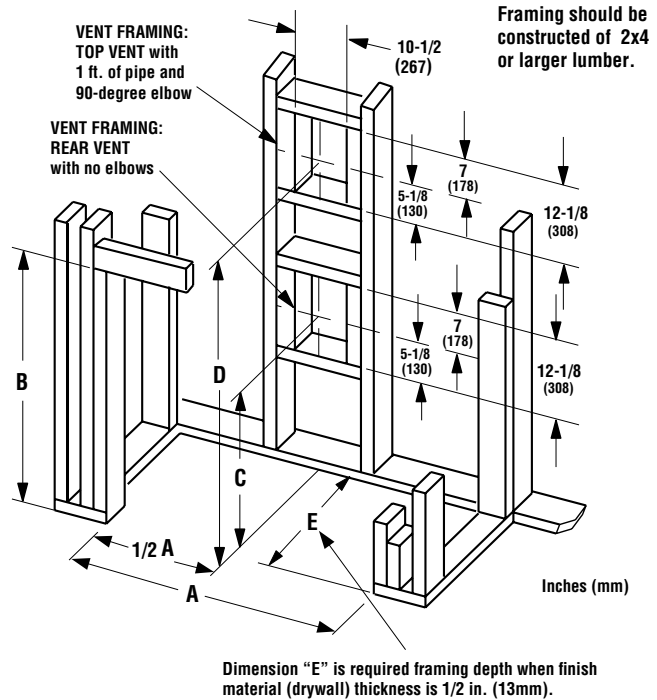
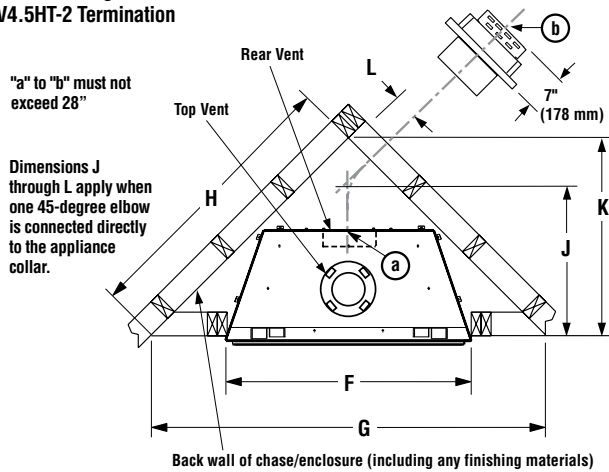
DIRECT VENT FIREPLACES

Framing Dimensions - Inches (millimeters)						
Model No.		A	B	C	D	E
MPDP35	in.	35-1/4	36-1/4	21-11/16	49	16
	mm	895	921	551	1245	406
MPDP40	in.	40-1/4	41-1/4	26-11/16	54	16
	mm	1022	1048	678	1372	406

Model No.		F	G	H	J	K	L
MPDP35	in.	35-1/8	57-1/2	40-5/8	19-3/16	28-3/4	6-1/8
	mm	892	1461	1032	487	730	156
MPDP40	in.	40-1/8	61-3/16	43-11/32	19-3/16	30-11/16	7-7/8
	mm	1019	1554	1101	487	779	200

Corner Framing With SV4.5HT-2 Termination

Framing Dimensions




Model No.		A	B	C	D	E	F	G
MPDP35	in.	36-1/8	32-1/8	19	29-1/2	35-1/8	21-11/16	24-7/8
	mm	918	816	483	749	892	551	632
MPDP40	in.	41-1/8	37-1/8	24	34-1/2	40-1/8	26-11/16	29-7/8
	mm	1045	943	610	876	1019	678	759

Model No.		H	J	K	L	M	N
MPDP35	in.	12-7/16	9	3	9	3	16
	mm	316	220	76	220	76	406
MPDP40	in.	14-15/16	9	3	9	3	16
	mm	379	220	76	220	76	406

Notes

Diagrams, illustrations and photographs are not to scale. Consult installation instructions. Product designs, materials, dimensions, specifications, colors, and prices are subject to change or discontinuance without notice.

Appliance has a factory-installed vent seal cap in each flue outlet.



LENNOX®, the LENNOX design, DAVE LENNOX, the image of DAVE LENNOX and other related LENNOX marks are registered or common law trademarks of Lennox Industries Inc. and are used with permission.

LENNOX
HEARTH PRODUCTS

MPDP35/40

Product Reference Information

Product Reference Information			
Cat. No.	Model	Ship. Wt.	Ship. Volume
H8568	MPDP35IN (NG)	113 lb.	15.8 cu. ft.
H8569	MPDP35IP (LP)		
H8570	MPDP40IN (NG)	147 lb.	20.2 cu. ft.
H8571	MPDP40IP (LP)		

Listing Information

Fireplace Model (Rear Vent)	Efficiencies %			
	Natural Gas		Propane	
	AFUE	EnerGuide (P4)	AFUE	EnerGuide (P4)
MPDP35	70	69	70	71
MPDP40	71	70	71	72

Tested to ANSI Z21.88-2009 (in Canada, CSA-2.33-2009) & CAN/CGA-2.17-M91 (R2009) in both USA and Canada, as vented gas fireplace heaters.

Tested & Listed By **O-T-L US** Portland Oregon USA
OMNI-Test Laboratories, Inc.
Report No. 116-F-59-5

Models	Input Rate (BTU / HR)	
	Input Rate (BTU / HR)	
	Nat. Gas	Prop. Gas
MPDP35	25,000 high 16,400 low	22,000 high 18,000 low
MPDP40	31,000 high 20,100 low	29,000 high 22,200 low

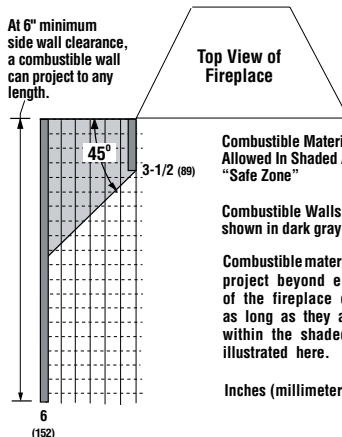
Shelf Height

Models	Combustible Shelf Height - inches (millimeters)			
	Top Vent with 1-foot section and one 90-degree elbow		Rear Vent (straight out the back)	
	Secure Vent®	Secure Flex®	Secure Vent	Secure Flex
MPDP35	55-7/8 (1419)	57-5/8 (1464)	36-1/4 (921)	36-1/4 (921)
MPDP40	60-7/8 (1546)	62-5/8 (1591)	41-1/4 (1048)	41-1/4 (1048)

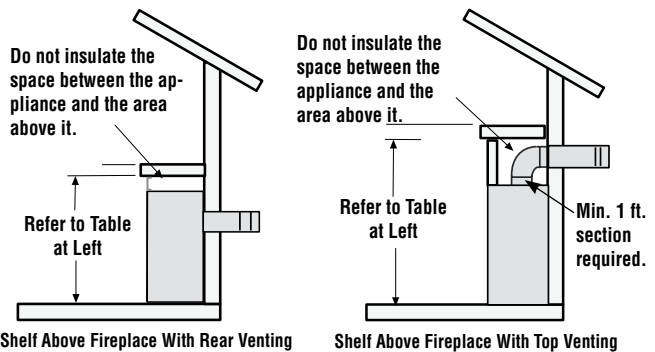
Minimum Clearances * Inches (millimeters)	
Back	1/2 (13) 0 (0) from Spacers Or Dimples
Sides	1/2 (13) 0 (0) from Spacers Or Dimples **
Top of Fireplace	4 (102)
Floor	0 (0)
From Bottom of Unit To Ceiling	64 (1626)
Vent	3 (76) Top* 1 (25.4) Sides & Bottom
SERVICE CLEARANCES Feet (meters)	
Front	3 feet (0.9 meters)

*Note: 3 in. (75 mm) above any horizontal/inclined vent component.

**Note: See Installation Instructions Manual (Step 1) for clearance requirements to the nailing flange located at each side of the unit and any screw heads adjacent to it.

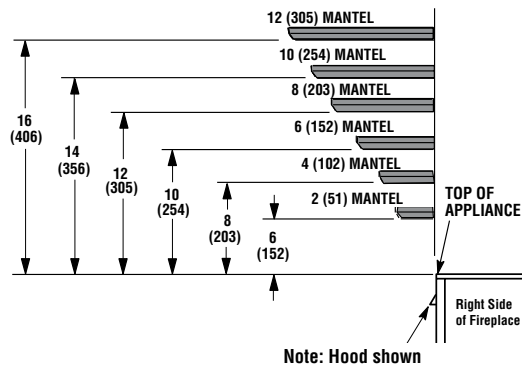


Shelf Height Minimum Clearances

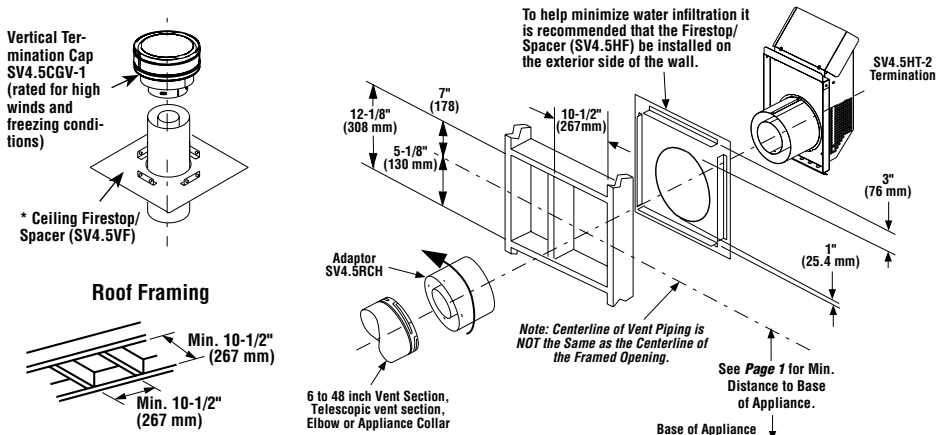
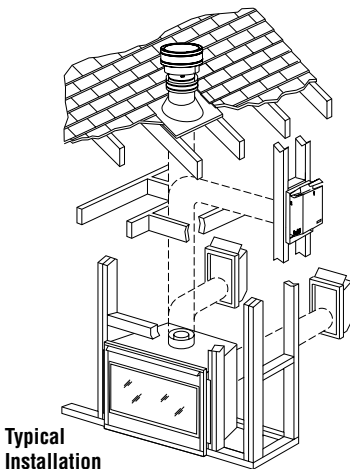


Clearances

Minimum Mantel Clearances



Venting Requirements



Specifications and clearances are subject to change without notice. Refer to Installation Manual before installation of these appliances for updated dimensions and instructions.

Visit us at www.LennoxHearthProducts.com