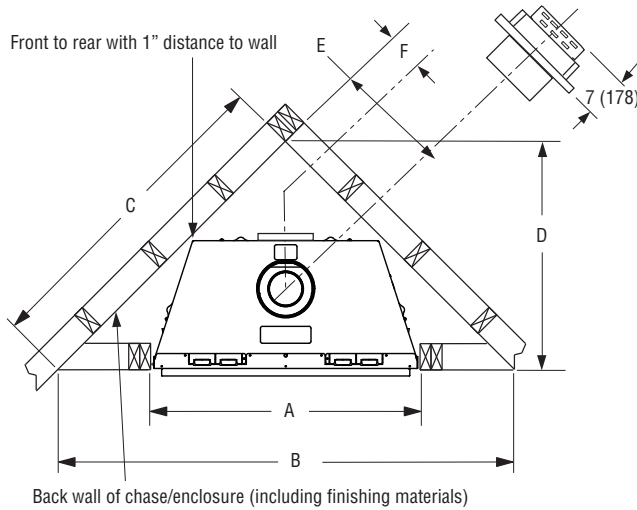


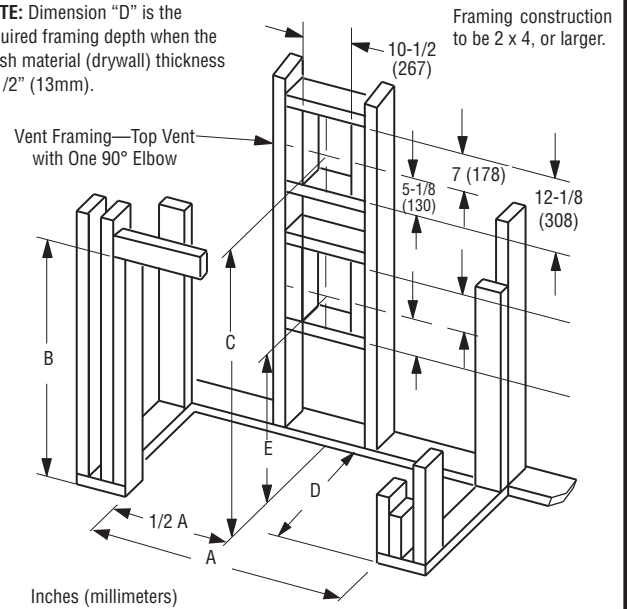
MHD40DMN AND MHD40DMP

MANUFACTURED HOME DIRECT-VENT FIREPLACES

Framing Dimensions



NOTE: Dimension "D" is the required framing depth when the finish material (drywall) thickness is 1/2" (13mm).



C = Minimum height of top vent installations
E = Minimum height of rear vent installations

Model	A	B	C	D	E	F
40" Models	40-3/8 (1025)	63-7/8 (1622)	45-3/8 (1153)	33-1/4 (845)	15-7/8 (403)	8-1/2 (216)

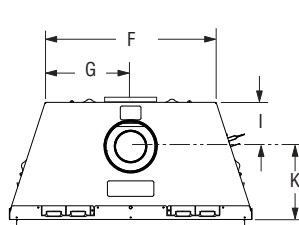
Model	A *	B	C	D	E
40" Models	40-3/8 (1026)	41-1/4 (1048)	43-3/4 (1111)	18 (447)	28-1/4 (717)

*Minimum opening size; additional 1/8" per side is recommended.

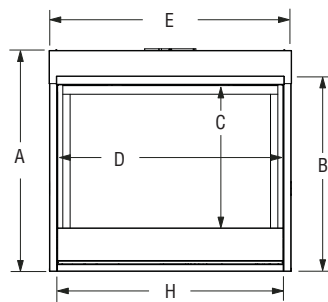
NOTE: Framing specifications do NOT apply for flexible venting. When using flexible venting, refer to the kit requirements for framing specifications.

NOTE: When finishing the area around the hood, 5/8" clearance above hood is required for hood installation.

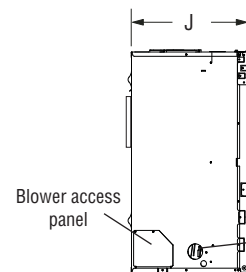
Fireplace Dimensions



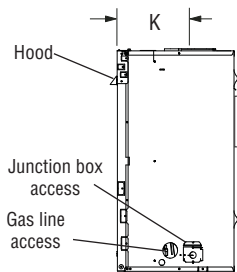
Top View



Front View



Left Side View



Right Side View

Inches (millimeters)

Model	A	B	C	D (door)	E	F	G	H	I	J	K
40" Models	37-1/8 (943)	33-1/4 (845)	27-1/4 (692)	37-3/8 (949)	40-1/4 (1022)	30 (762)	15 (381)	37-7/8 (962)	6-7/8 (175)	17 (432)	10-1/8 (257)

NOTE: DIAGRAMS & ILLUSTRATIONS ARE NOT TO SCALE.

Venting