

VILLA VISTA™

EPA Wood Burning Fireplaces Specifications

DAVE LENNOX
signature
COLLECTION

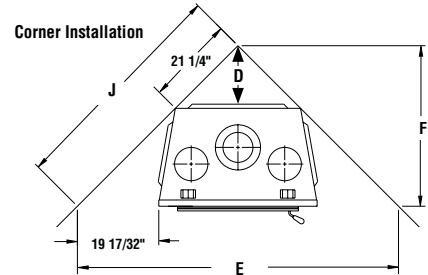
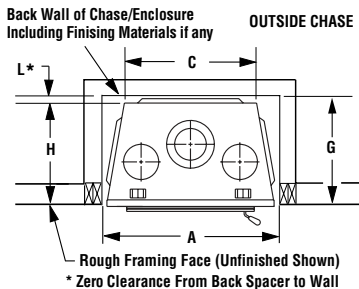
Cat. #	Model	Description
H3250	Villa Vista	EPA Wood-Burning Fireplace

Product Reference Information	
Weight	385 lbs
Height	45"
Width	38"
Depth	24-1/2"
Chimney Weight ASHT+* (7" dia.)	7.8 lb/ft.
Chimney Weight ACBI* (8" dia.)	3.75 lb/ft.

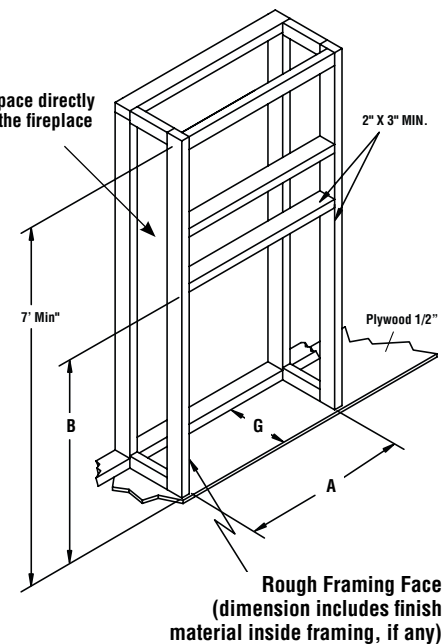
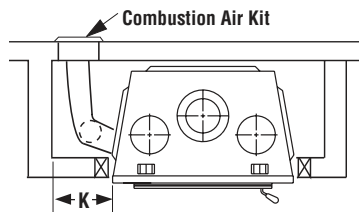
*Available from Security Chimneys™

FRAMING DIMENSIONS		
A	38-1/4"	972 mm
B	47-3/8"	1203 mm
C	30-1/16"	764 mm
D	15-1/32"	382 mm
E	77-1/16"	1957 mm
F	38-17/32"	979 mm
G	24"	610 mm
H	23"	504 mm
J	54-1/2"	1384 mm
K	8"	203 mm
L	1"	25 mm

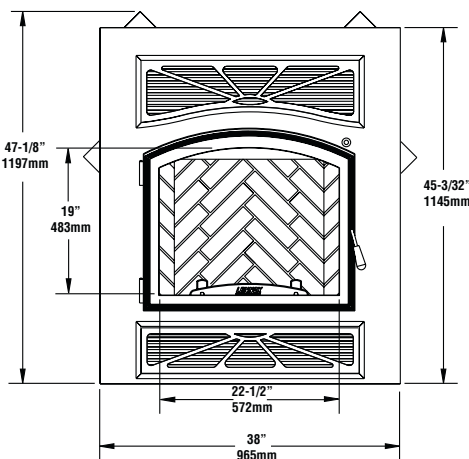
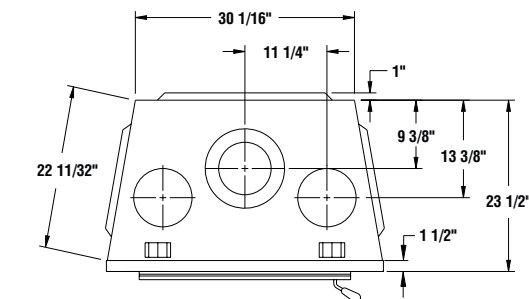
Framing Dimensions



Combustible materials can NOT be used in the space directly above the fireplace. Do not fill the space above the fireplace with any material (Except the wood framing)



Fireplace Dimensions



Listing Information

Notes
Diagrams, illustrations and photographs are not to scale – consult installation instructions. Product designs, materials, dimensions, specifications, colors and prices are subject to change or discontinuance without notice.
All framing dimensions calculated for 1/2" dry wall at the fireplace face. If sheathing the chase or finishing with other thickness materials, calculations will need to be made.
The fireplace must not be in contact with any insulation or loose filling material. Cover the insulation with Drywall panels around the fireplace.

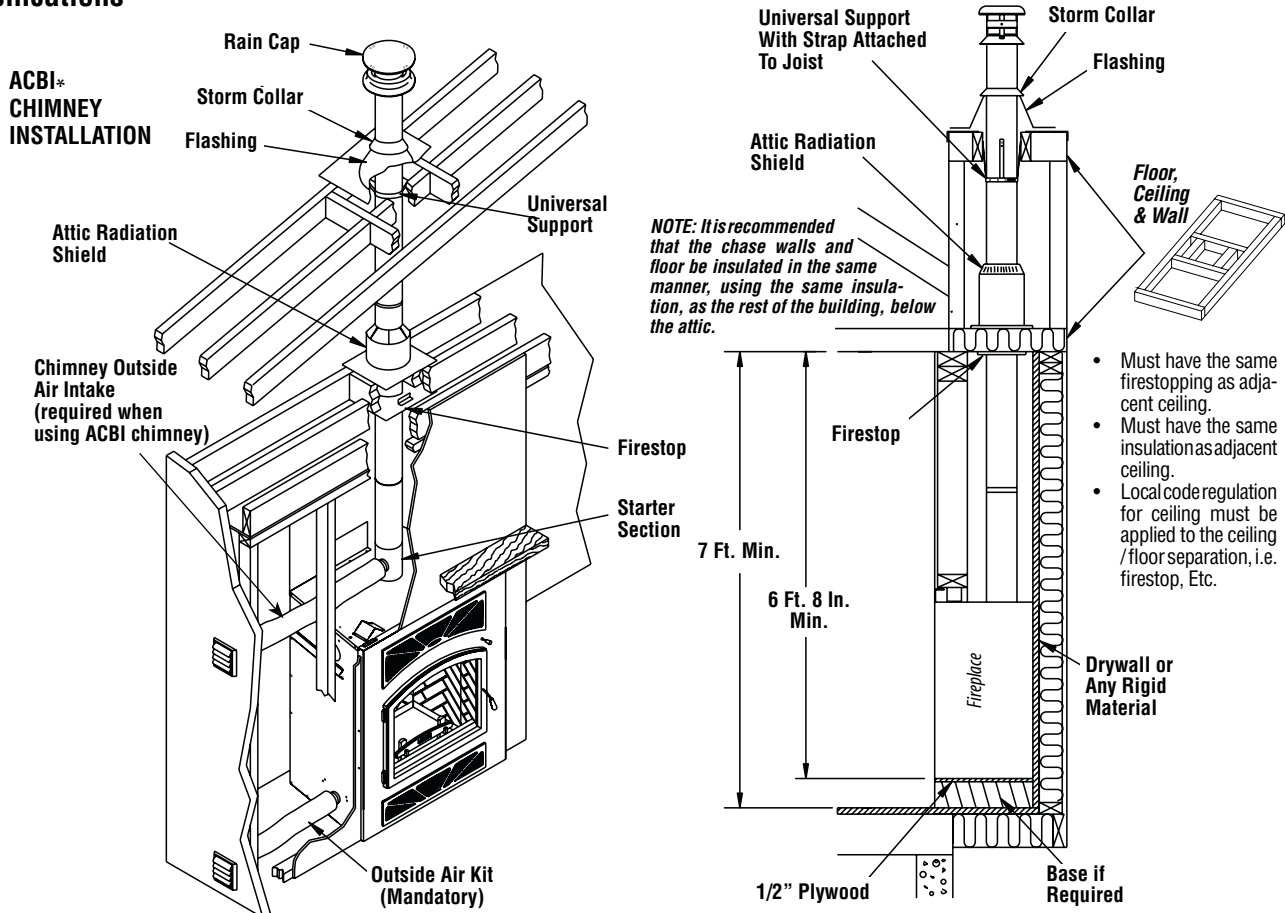


Listed to standards:
ULC-S610 & UL-127
Report No. 192-5237

VILLA VISTA™

EPA Wood Burning Fireplaces Specifications

Typical Installations



CLEARANCE TO COMBUSTIBLES

The following clearances meet the minimum requirements for a safe installation :

Side wall: 24" (610 mm) measured from the doors edge

Ceiling: 6' 8" (2032 mm) measured from the base of the fireplace

Fireplace enclosure:

Bottom: 0"

Side: 0" to spacer

Back: 0" to spacer

Top: Do not fill the space above the fireplace with any material (7 feet measured from the base of the fireplace)

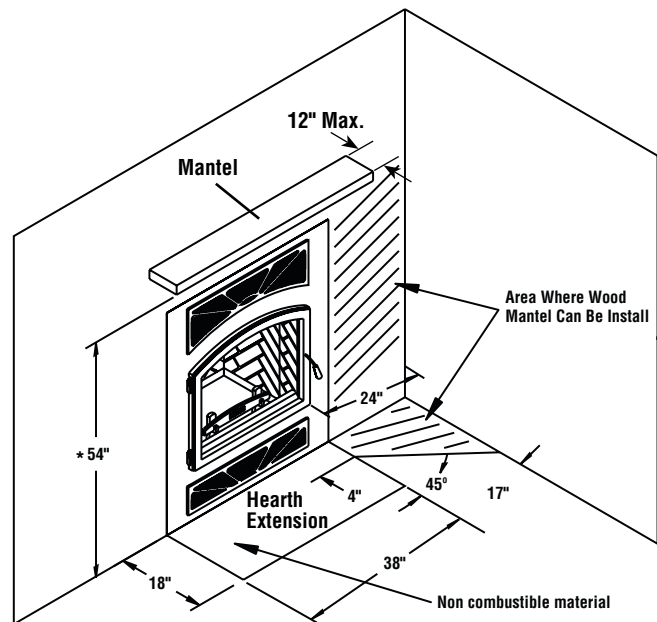
Chimney:

ASHT+: 2" (50mm)

ACBI: 1" (25mm) at ceiling/roof level and 2" (50mm) through a wall

Approved Chimney Types *: Use only with listed 7 in. Diameter Chimney, certified models ASHT+, S-2100+, HT6000+, HT6103+ OR ACBI Chimney.

Mantel: 54" (1372 mm) measured from the base of the fireplace or 48" (1219) when installed with Clean Face Panel option (BPCF) and Gravity Air Kit.



*Available from Security Chimneys™