



High-efficiency, EPA-certified wood-burning fireplace beautifully combines the craftsmanship of a traditional masonry fireplace with clean and powerful non-catalytic combustion heating.

LENNOX
HEARTH PRODUCTS

DAVE LENNOX
signature
COLLECTION



Montecito™ shown with brushed nickel façade and door.

■ The Montecito Estate™ and Montecito™ wood-burning fireplaces exude classic beauty that transforms any room into an inviting gathering space. The presentation captures the treasured style of a large traditional masonry fireplace with its finely crafted refractory and arch-design façade and door. Adding to the atmosphere of the room, both models efficiently deliver heat through a heat-activated blower, natural convection and non-catalytic combustion with a virtually maintenance-free design. The beautiful selection of façades and doors allows you to achieve a customized look that reflects your style. With all these remarkable features, the Montecito Estate and Montecito offer gorgeous wood-burning fireplaces that excel in aesthetic style and heating performance. ■

Montecito Estate™ Wood-Burning Fireplace



Montecito Estate™ shown with brushed nickel façade and doors

STANDARD FEATURES

4.0-cu.-ft. firebox with 30" log capacity is one of the largest available in its category

86.7% efficiency and up to 80,000-BTU/hr heat output delivers clean and powerful heating*

EPA-certified 7.4 gr/hr emissions

Burn time up to 8 hours and heating capacity up to 2,500 sq. ft.*

Heat-activated variable speed blower and time-delayed heat distribution provide even comfort

Time-delayed Air Boost system for fast and easy ignition

Non-catalytic combustion provides virtually maintenance-free operation

Air wash keeps the window clean for a beautiful view of the fire

Outside air kit features 4" I.D. x 10' long insulated flex and register

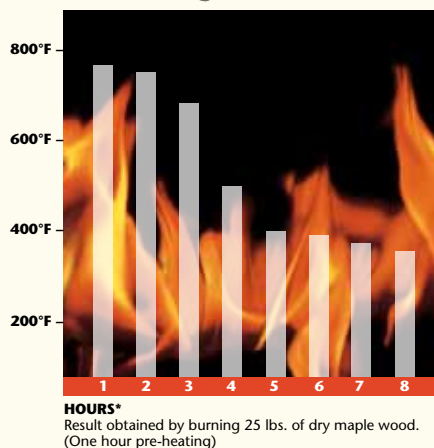
Textured refractory-lined firebox recreates a traditional masonry fireplace appearance

Decorative andirons add to the sophisticated look and feel

20-year limited warranty

NOTE: Façade and doors are required accessories.

Overnight Burn Rates



OPTIONAL FAÇADE DESIGNS



Black



Brushed nickel



Hammered steel

OPTIONAL DOOR DESIGNS



Black



Brushed nickel



Hammered steel

OPTIONAL ACCESSORIES

Gravity vent kit

- Double-duct in brass or black (for heating multiple rooms)

Rigid fire screen

Masonry installation with TUBINOX™ rigid stainless steel liner

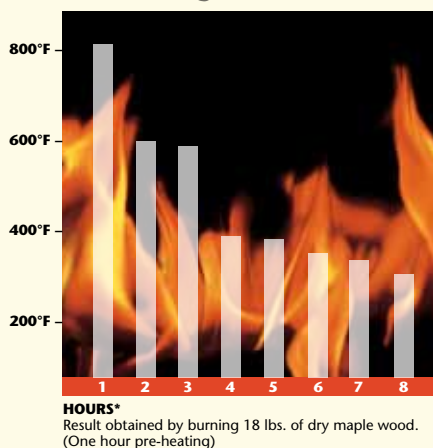
*Square-foot heating capacities and burn times are approximations only. Actual performance may vary depending upon home design and insulation, ceiling height, climate, condition and type of wood used, appliance location, burn rate, accessories chosen, chimney installation and how the appliance is operated.

Montecito™ Wood-Burning Fireplace



Montecito™ shown with black façade and cast-iron black door.

Overnight Burn Rates



OPTIONAL FAÇADE DESIGNS



Black



Brushed nickel



Hammered steel

OPTIONAL DOOR DESIGNS



Cast iron black



Cast iron nickel



Black



Brushed nickel



Hammered steel

STANDARD FEATURES

2.0-cu.-ft. firebox with 19" log capacity provides ample space for a dramatic fire within a firebox footprint that is ideal for a smaller space

86.6% efficiency and up to 55,000-BTU/hr heat output*

EPA-certified and Washington State-approved 3.7 gr/hr emissions

Burn time up to 8 hours and heating capacity up to 1,500 sq. ft.*

Heat-activated variable speed blower for energy-efficient heat distribution

Double-Air Combustion control for controlling heat output and wood consumption and for providing air boost control for faster ignition

Non-catalytic combustion provides virtually maintenance-free operation

Air wash helps keep window clean for a beautiful view of the fire

Outside air kit features 4" I.D. x 10' long insulated flex and register

Textured refractory-lined firebox recreates a traditional masonry fireplace appearance

Decorative andirons add to the sophisticated look and feel

Single-door design provides exceptional view of the fire from anywhere in the room

20-year limited warranty

NOTE: Façade and door are required accessories.

OPTIONAL ACCESSORIES

Gravity vent kit

- Double-duct in brass or black (for heating multiple rooms)

Rigid fire screen

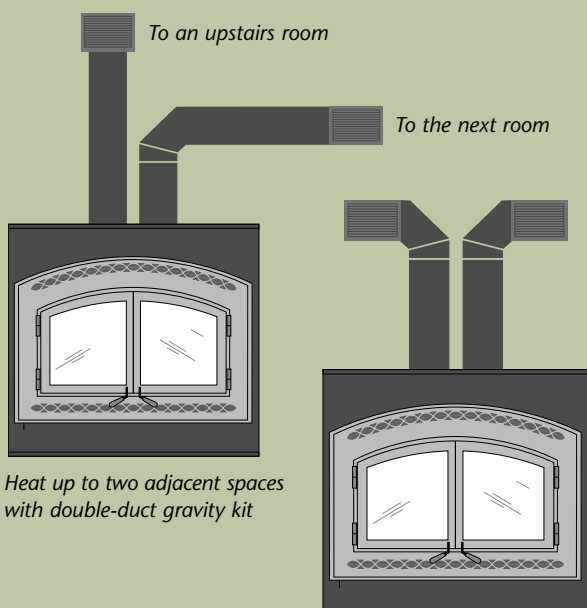
Masonry installation with TUBINOX™ rigid stainless steel liner

*Square-foot heating capacities and burn times are approximations only. Actual performance may vary depending upon home design and insulation, ceiling height, climate, condition and type of wood used, appliance location, burn rate, accessories chosen, chimney installation and how the appliance is operated.



MULTI-ROOM HEATING OPTIONS

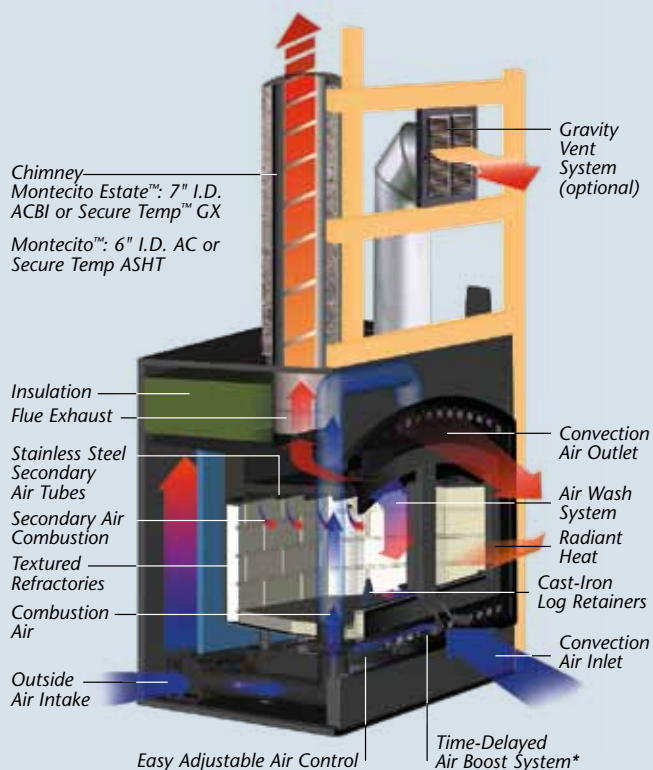
The Montecito™ line of wood-burning fireplaces can be used to heat multiple rooms within your home with our gravity vent kit option. Through natural convection or with the aid of the heat-circulating fan, warm air can be directed up to 10 feet away into one or two adjacent rooms, giving you the flexibility to heat up to three areas. Heat the family room with the fireplace, and the dining room and upstairs bedroom with the gravity vent kit. Or you can choose to more efficiently heat a large space by directing heat through multiple vents.



Heat up to two adjacent spaces with double-duct gravity kit

Distribute heat through multiple vents into one large space

ENGINEERED TO BE THE BEST



*Exclusive time-delayed Air Boost system provides additional air input at ignition before dropping back to the desired burn rate you have set. Montecito Estate only.

**Air-cooled chimney not recommended for use at elevations above 4,000 feet or in climates where temperatures will fall below 32° Fahrenheit (0° Celsius).

DIMENSIONS

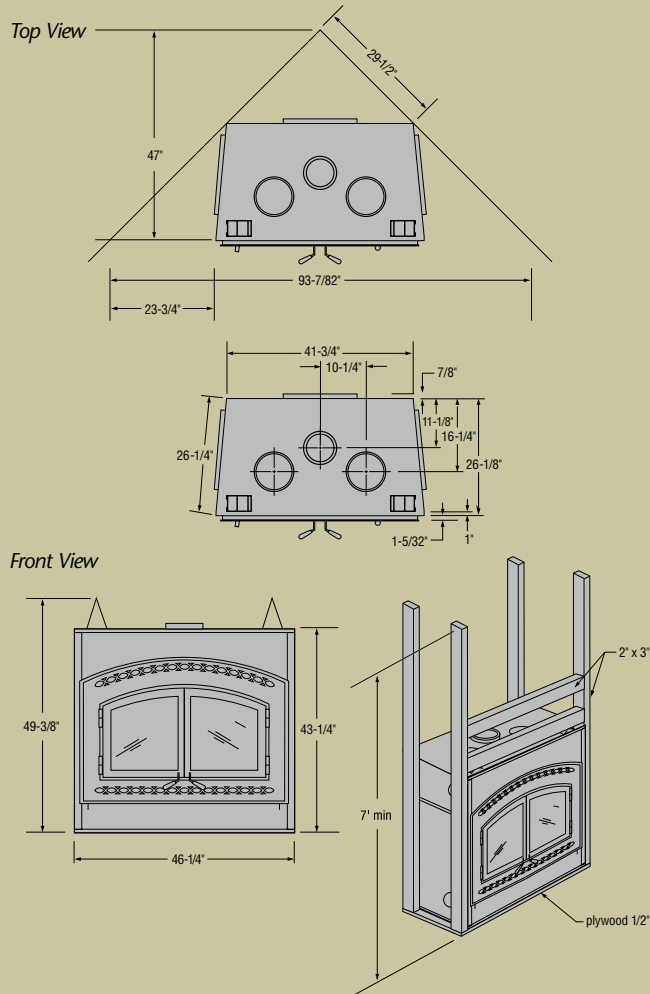


Montecito Estate™

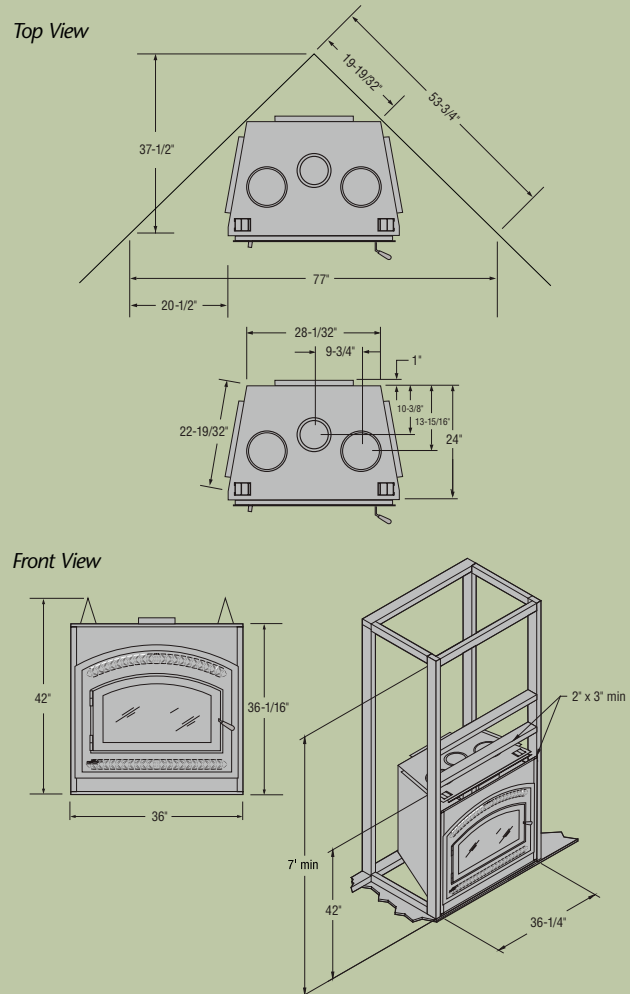


Montecito™

MONTECITO ESTATE™



MONTECITO™



PRODUCTS AND DEALERS YOU CAN COUNT ON

At Lennox, we understand how important it is for you to feel comfortable at home, so we're committed to providing you with the finest hearth products available. Choosing the right dealer for your hearth needs is every bit as important as choosing the right brand, and we think you'll agree that our dealers are a big reason why you can count on getting quality customer service when you call.

LENNOX
HEARTH PRODUCTS

© Lennox Industries Inc. 2011

Visit us at www.lennox.com, or contact us at 1-800-9-LENNOX.

IMPORTANT NOTES:

As with any heating appliance, fireplace or stove, this appliance is extremely hot during operation. Read and understand all operating instructions before using this appliance. For further information, consult your dealer.

Actual performance may vary depending upon home design and insulation, ceiling heights, climate, condition and type of wood used, appliance location, burn rate, accessories chosen, chimney installation and how the appliance is operated.

Diagrams, illustrations and photographs are not to scale—consult installation instructions. Product designs, materials, dimensions, specifications, colors and prices are subject to change or discontinuance without notice.



100% recycled