



Amazing fire presentation, efficient operation and quality construction come together to provide long-lasting warmth and unsurpassed beauty in a traditional hearth setting.

**LENNOX**  
HEARTH PRODUCTS



*HCI-36 shown with optional brass louvers and black bi-fold doors.*

**MERIT**®  
SERIES

Available in two sizes, the HCI and RDI Merit® Series wood-burning fireplaces present outstanding hearth views and remarkable fire presentations. Featuring reliable operation and durable components, these fireplaces are built to last. And the appearance of a custom masonry-built fireplace, featuring a clean and attractive design, is sure to add a touch of majesty to any home.



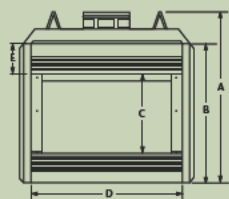
HCI-42



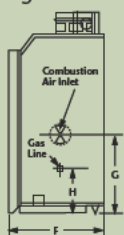
RDI-36

## HCI-36/42 & RDI-36/42 DIMENSIONS

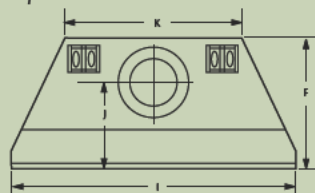
Front View



Right Side View



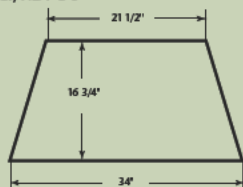
Top View



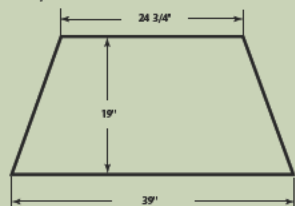
	RDI/HCI-36	RDI/HCI-42
A	44-1/4"	46-3/8"
B	36-5/16"	40-1/2"
C	20-3/16"	22-5/16"
D	36"	41"
E	9"	10-7/16"
F	21-5/16"	23-1/2"
G	17-7/16"	17-5/16"
H	10-1/8"	10"
I	41-3/4"	46-3/4"
J	13-1/4"	15"
K	28-1/8"	31-9/16"

## INSIDE HEARTH DIMENSIONS

HCI/RDI-36



HCI/RDI-42



## FRAMING DIMENSIONS

Model	Width	Height	Depth
HCI-36	43"	44-1/2"	21-3/4"
HCI-42	49"	46-1/2"	24"
RDI-36	43"	44-1/2"	21-3/4"
RDI-42	49"	46-1/2"	24"

**On the cover:** RDI-42 shown with optional brass bi-fold glass doors and Herringbone brick-patterned liner.

## PRODUCTS AND DEALERS YOU CAN COUNT ON

Lennox is committed to providing you with the finest hearth products available. Choosing the right dealer for your hearth needs is as important as choosing the right brand, and our dealers are a big reason why you can count on quality customer service when you call.



### HEARTH PRODUCTS

© Lennox Hearth Products LLC 2012

Visit us at [www.lennoxhearthproducts.com](http://www.lennoxhearthproducts.com)

or contact us at 1-800-655-2008

785219M 08/12

## STANDARD FEATURES

Large firebox openings offer remarkable viewing areas for enchanting fires

Uses Security Chimneys™ FTF8 8" chimney system for added convenience and easy installation

Durable powder-coat finish creates scratch-resistant surfaces and carefree handling

Hidden screen pockets retract when not in use for a clean and elegant look

Heavy-duty steel grate provides stability for uncomplicated fuel loading

Factory-installed outside air mechanism provides easy access and improves performance

Fully-insulated firebox retains heat

Backed by the Good Housekeeping Seal

## OPTIONAL ACCESSORIES

Bi-fold glass doors in black, brass and brushed stainless finishes (twin-pane glass doors in brass only)

Standard or Herringbone brick-patterned liner


Brass or brushed stainless louver finishes (HCI models only)

Blower kit (HCI models only)

Outside combustion air kit



Standard brick liner



Herringbone brick liner

### IMPORTANT NOTES:

As with any heating appliance, fireplace or stove, this appliance is extremely hot during operation. Read and understand all operating instructions before using this appliance. For further information, consult your dealer.

Actual performance may vary depending upon home design and insulation, ceiling heights, climate, condition and type of wood used, appliance location, burn rate, accessories chosen, chimney installation and how the appliance is operated.

Diagrams, illustrations and photographs are not to scale—consult installation instructions. Product designs, materials, dimensions, specifications, colors and prices are subject to change or discontinuance without notice.

Built to UL127/ULCS610 standards. Agency report numbers, local approvals, including WA State and NYC vary by model. Refer to specific installation instructions or our website for details.



100% recycled