

BIS® Tradition

Wood Fireplaces Specifications

PRODUCT REFERENCE INFORMATION Model: MONTEST, Cat. No. H4842	
Weight	450 lbs
Height	49-3/8"
Width	46-1/4"
Depth	27"
Firebox W x H x D measured in front	31" x 14-1/2" x 14"
Chimney weight - Secure Temp ^{GX} * (7" dia)	9.5 lb/ft.
Chimney weight - ACBI*	3.75 lb/ft.

*Available from Security Chimneys™

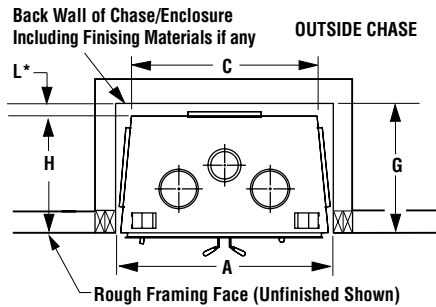
FRAMING DIMENSIONS Fireplace Opening Width		
A ①	46-1/4"	1175 mm
B	49-3/8"	1254 mm
C	42-3/4"	1086 mm
D	20-7/8"	530 mm
E	93-7/8"	2384 mm
F	47"	1194 mm
G	27-3/4"	705 mm
J	66-3/8"	1686 mm

① The front framing width (A= 46-1/4") will need to be 47" before pushing the fireplace into framing.

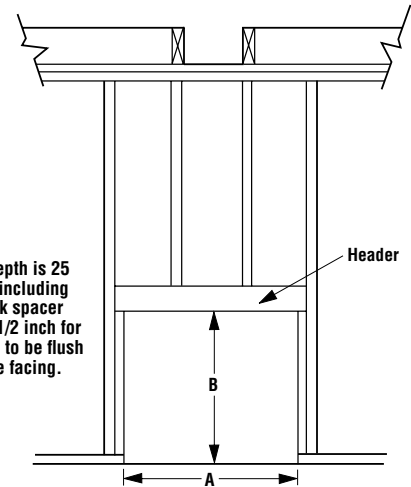
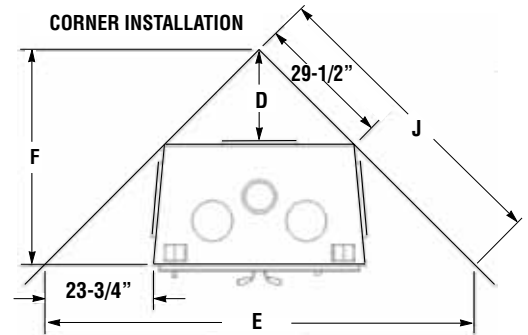
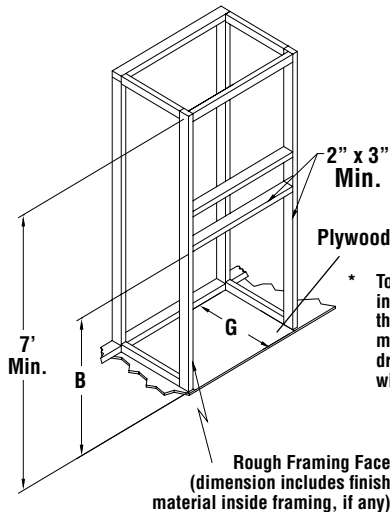


These fireplaces have been tested and listed by ITS - Listing mark, Warnock Hersey to ULC-S610 & UL-127.

Report No. 304-7213
EPA Cert. No. 609



Framing Dimensions



Notes
Diagrams, illustrations and photographs are not to scale – consult installation instructions. Product designs, materials, dimensions, specifications, colors and prices are subject to change or discontinuance without notice.
All framing dimensions calculated for 1/2" dry wall at the fireplace face. If sheathing the chase or finishing with other thickness materials, calculations will need to be made.
* The fireplace must not be in contact with any insulation or loose filling material. Cover the insulation with drywall panels around the fireplace.

PARTS REQUIRED

- 7" diameter chimney* - Model Secure Temp™ S-2100+, Nova Temp™ HT6000+, Secure Temp GX (U.S. only) or ACBI manufactured by Security Chimneys International only, including:
 - Chimney lengths
 - Elbows (where necessary)
 - Associated components as per installation instructions
- Decorative Door - Required (Order Separately)
 - Available in Black, Brushed Nickel or Hammered Steel - Order Separately)
- Front Facade kit - Required (Order Separately)
 - Available in Black, Brushed Nickel or Hammered Steel
- UZV5 Blower (included)
- VRUW Blower Speed Control (included)
- Outside air kit (Included)

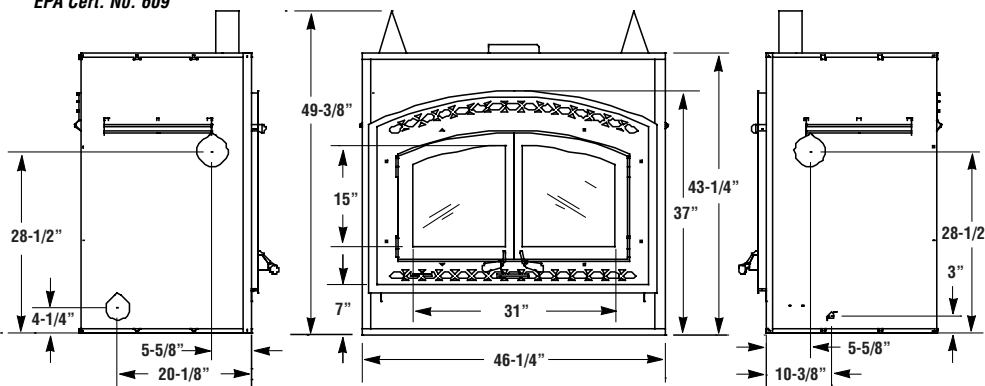
OPTIONAL EQUIPMENT

- AC Chimney Adaptor* (required if using AC Chimney)
- AC chimney outside air kit
- Gravity venting system
- Rigid firescreen

*Available from Security Chimneys™

Listing Information

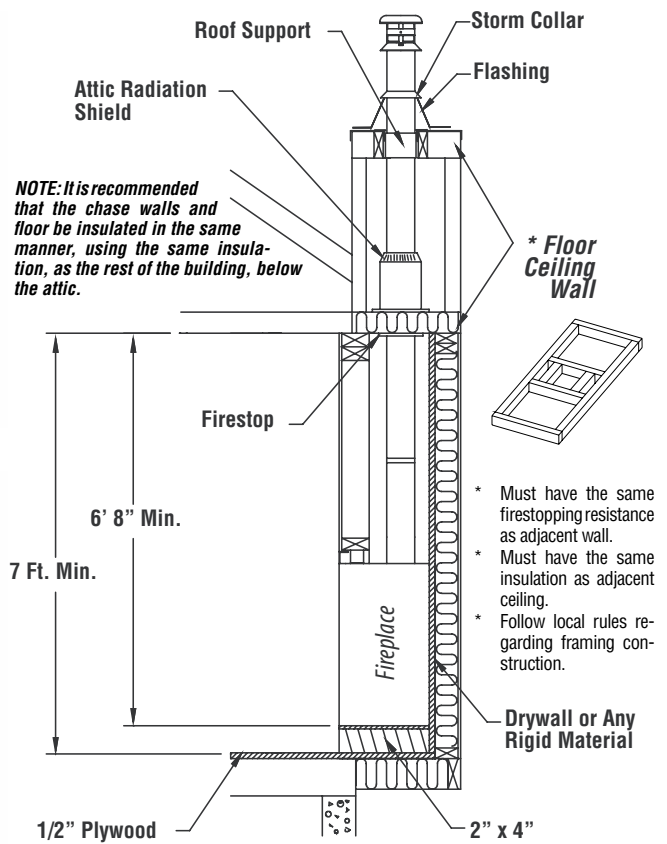
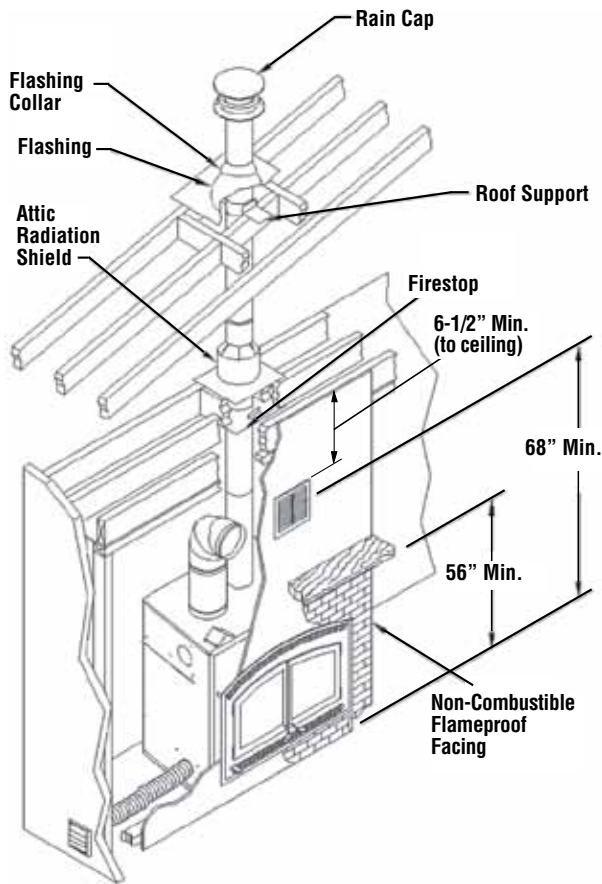
Fireplace Dimensions



BIS® Tradition

Wood Fireplaces Specifications

Typical Installations



CLEARANCE TO COMBUSTIBLES

The following clearances meet the minimum requirements for a safe installation:

Side wall: (fireplace front): 24" (457 mm) measured from the fireplace side.

Ceiling: 6' 8" (2032 mm) measured from the base of the fireplace.

Fireplace enclosure:

Bottom: 0"
Side: 0" to spacer
Back: 0" to spacer

Top: Do not fill the space above the fireplace with any material (Except the wood framing)

Chimney: 2" (50 mm), except for through ceiling application, ACBI+ chimney, 1" (25 mm) clearance.

Mantel: 56" (1422 mm) measured from the base of the fireplace.

*Available from Security Chimneys™

Combustible Clearances

