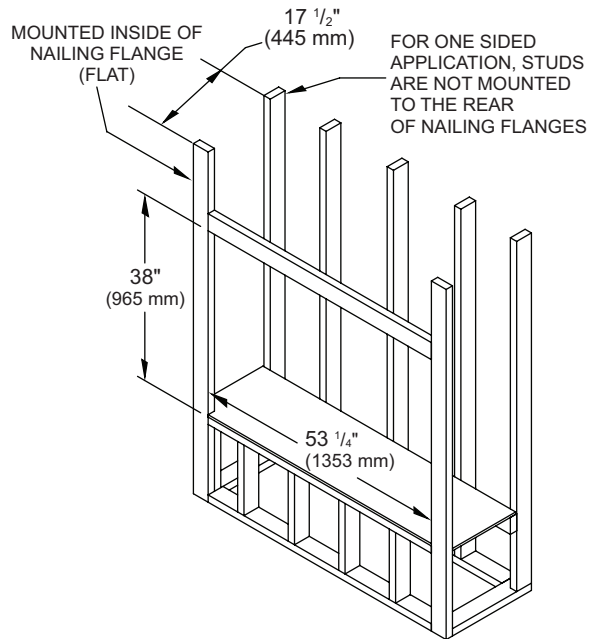


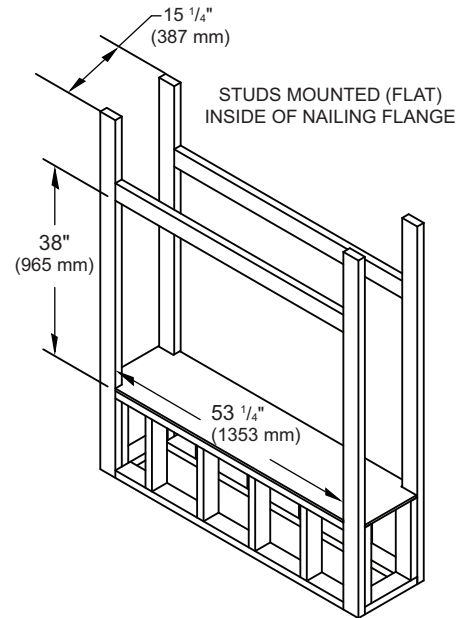
# DRL4543 SERIES

## DIRECT-VENT FIREPLACES

Framing Dimensions

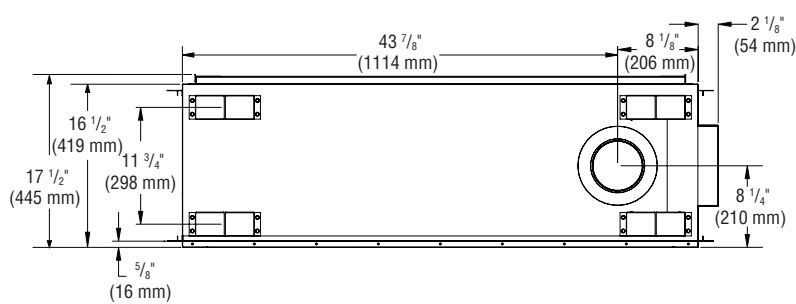


Framing Dimensions for One Sided Application

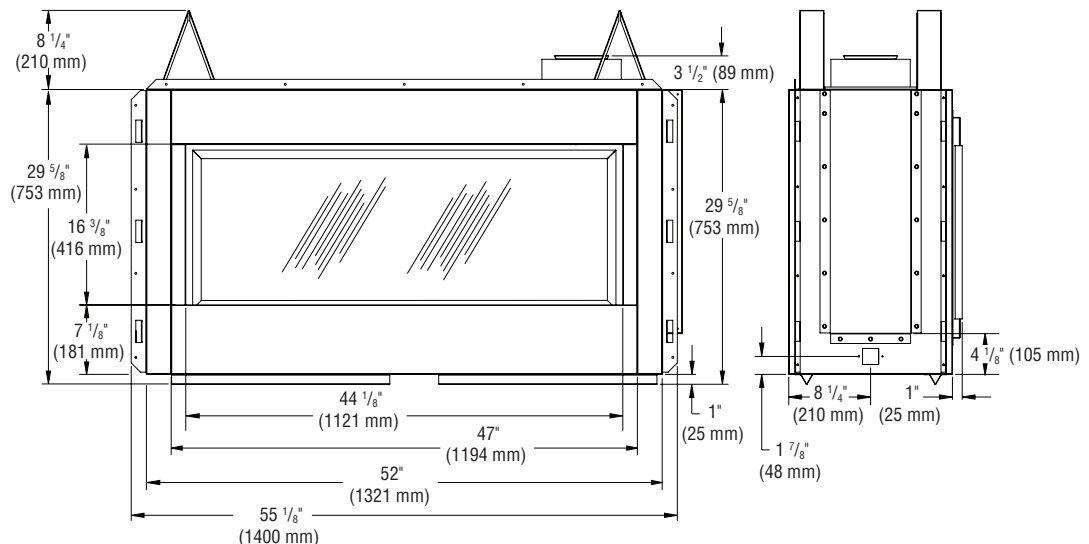


Framing Dimensions for See-Thru Application

Fireplace Dimensions



Diagrams, illustrations and photographs are not to scale. Consult installation instructions. Product designs, materials, dimensions, specifications, colors, and prices are subject to change or discontinuance without notice.



# DRL4543 SERIES

Product Information

Cat. No.	Model	Weight	Cu. Ft.
F1262	DRL4543TEN	296 lb.	24.5
F1263	DRL4543TEP	296 lb.	24.5

Listing Information



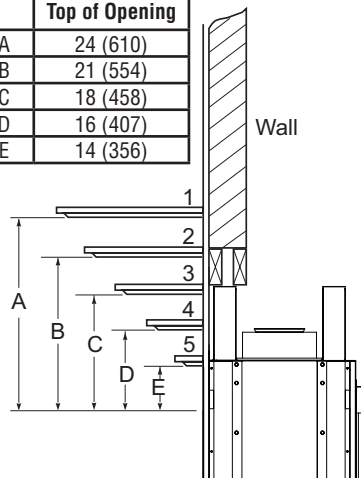
Report No. F11-026

Listed by PFS Corporation to - ANSI Z21.50/CSA 2.22 standard as vented gas fireplace and applicable sections of Z21.97 standard for outdoor decorative gas appliance (When installed as a see-thru unit using outdoor kit model LDSTO).

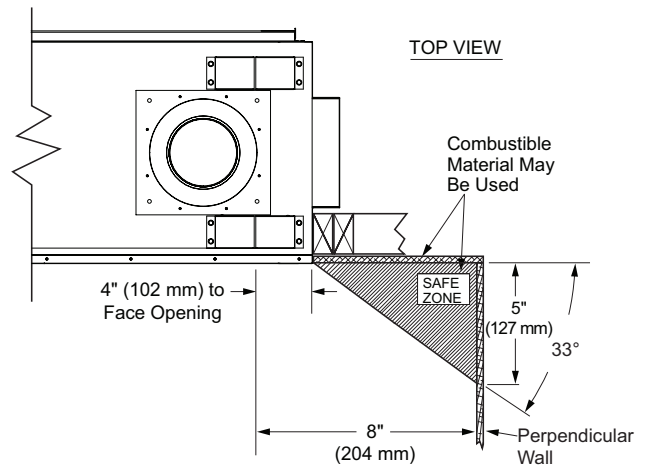
Clearances

## Mantel Clearance

Ref.	Mantel Depth	Ref.	Mantel from Top of Opening
1.	12 (305)	A	24 (610)
2.	9 (229)	B	21 (554)
3.	6 (152)	C	18 (458)
4.	4 (102)	D	16 (407)
5.	2 (51)	E	14 (356)

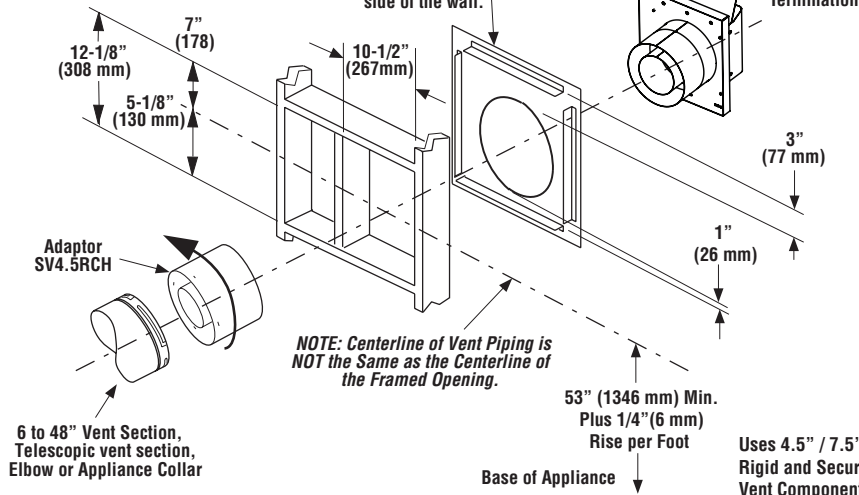


## Side Wall Clearance



## Horizontal Termination Installation

To help minimize water infiltration it is recommended that the Firestop/Spacer (SV4.5HF) be installed on the exterior side of the wall.



## Vertical Termination Installation

