


Proper thermocouple block positions: NOVA820 valve

WARNING: ONLY LICENSED TECHNICIANS SHOULD INSTALL THE NOVA820 GAS VALVE

POSITION 1:




Check the position of your white thermocouple block.

Most NOVA820 valves ship with the thermocouple block in **Position 1**.


No action is required if your valve is configured the same.

POSITION 2:



To achieve **Position 2:**
Remove the white thermocouple block from above the pilot supply fitting.

Re-install in the notch below the gas outlet port and tuck away additional wire.



FAILURE TO TUCK AWAY THE WIRE COULD RESULT IN ITS EXPOSURE TO OPEN FLAME AND MELTING.