






Title: Installation Instructions for Viton Grommet (Orange)



**Hole must be round and free of debris**

Average Push-in-force with Lubrication test results (Viton)	
Lubricant	Avg force (lbs-force)
P-80	80.4
Dawn dish soap	88.3
2-cycle oil	99.3
10W30 Motor Oil	98.3
Purple Murple	124.6
Water	152.1
Dry	234.2
Test parameters: Hole size .540 wall thickness .250	

1. Soak Grommet in warm tap water 5 minutes to ease installation.
2. Insert Grommet (small end first) into hole
3. Coat ID of Grommet with lubricant (see chart).
4. Slowly press fitting through hole in Grommet



**Apply Lubricant to ID of Grommet**

